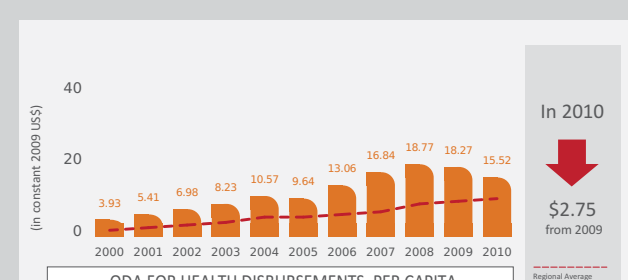
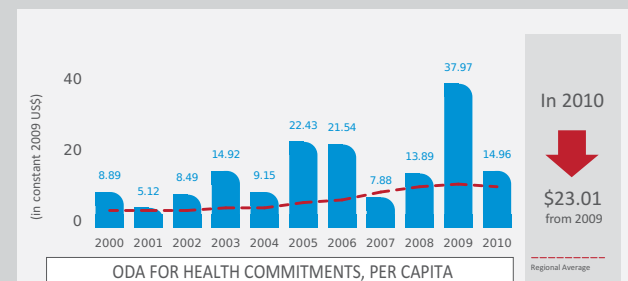
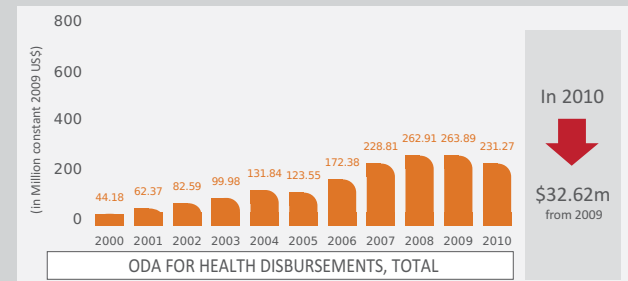
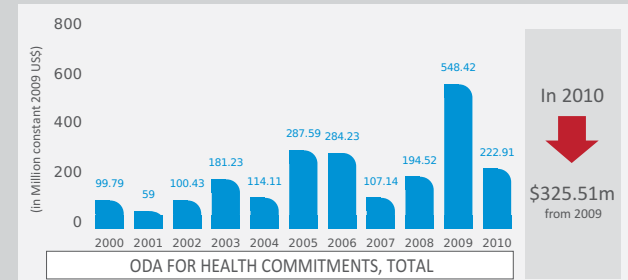


ODA Health Disbursements from 2000 to 2010 increased by 423% . In 2010 MDG6 accounted for 67% of all disbursements. It was 24% in year 2000.

	2000	2001	2002	2003	2004	2005	2006	2007	2008	2009	2010
Population as of 30 June (Millions)	11.23	11.53	11.83	12.14	12.47	12.82	13.20	13.59	14.01	14.44	14.90
Commitments TOTAL ODA (Million constant 2009 US\$)	840.64	388.08	570.77	520.65	441.28	1,064.31	725.01	628.11	838.54	1,050.42	1,062.26
Disbursements TOTAL ODA (Million constant 2009 US\$)	323.72	491.91	428.89	568.67	549.62	617.69	626.89	676.14	858.06	745.38	1,016.24
ODA for Health Commitments (Million constant 2009 US\$)	99.79	59.00	100.43	181.23	114.11	287.59	284.23	107.14	194.52	548.42	222.91
ODA for Health Disbursements (Million constant 2009 US\$)	44.18	62.37	82.59	99.98	131.84	123.55	172.38	228.81	262.91	263.89	231.27
RATIO Health/Total ODA Commitments	0.12	0.15	0.18	0.35	0.26	0.27	0.39	0.17	0.23	0.52	0.21
RATIO Health/Total ODA Disbursements	0.14	0.13	0.19	0.18	0.24	0.20	0.27	0.34	0.31	0.35	0.23
Health Commitments per Capita (constant 2009 US\$)	8.89	5.12	8.49	14.92	9.15	22.43	21.54	7.88	13.89	37.97	14.96
Health Disbursements per Capita (constant 2009 US\$)	3.93	5.41	6.98	8.23	10.57	9.64	13.06	16.84	18.77	18.27	15.52
Regional Avg Health Commitments per Capita (const. 2009 US\$)	3.80	3.91	3.84	5.11	5.15	6.16	7.17	9.04	10.90	11.39	10.53
Regional Avg Health Disbursements per Capita (const. 2009 US\$)	1.15	2.13	2.68	3.62	4.62	5.25	5.86	6.76	8.36	9.09	9.78
Total Expenditure on Health (curr US\$ p.c.)	9.41	7.53	10.86	12.67	16.45	17.63	21.24	19.74	21.23	25.36	25.62
General Government Expenditure on Health (curr US\$ p.c.)	4.31	3.30	6.56	9.14	12.03	13.03	14.63	12.70	13.26	16.52	15.42
Private Expenditure on Health (curr US\$ p.c.)	5.10	4.24	4.30	3.53	4.42	4.60	6.61	7.04	7.97	8.84	10.20



Purpose of Allocation of ODA for Health

COMMITMENTS in Million (constant 2009 US\$)	2000	2001	2002	2003	2004	2005	2006	2007	2008	2009	2010
Health Policy & Admin Management	17.76	1.74	10.56	12.74	60.98	176.86	33.03	17.48	20.95	36.87	10.85
MDG6 (Control of HIV/AIDs, TB, Malaria and other diseases)	23.11	34.13	42.08	145.98	33.17	69.55	199.54	59.05	137.65	452.93	113.80
Other Health Purposes	38.24	18.71	45.68	16.05	16.91	35.99	49.46	20.93	22.24	42.06	71.12
Reproductive Health & Family Planning	20.68	4.42	2.11	6.46	3.04	5.19	2.19	9.68	13.68	16.55	27.14
Grand Total	99.79	59.00	100.43	181.23	114.11	287.59	284.23	107.14	194.52	548.42	222.91

DISBURSEMENTS in Million (constant 2009 US\$)	2000	2001	2002	2003	2004	2005	2006	2007	2008	2009	2010
Health Policy & Admin Management	11.15	29.34	24.21	16.25	16.96	25.97	52.87	21.51	24.74	32.73	28.16
MDG6 (Control of HIV/AIDs, TB, Malaria and other diseases)	10.71	12.39	15.48	28.69	68.20	72.43	88.36	166.25	179.71	176.06	154.63
Other Health Purposes	7.55	11.60	28.59	33.92	31.22	15.35	26.25	38.19	52.03	39.17	29.92
Reproductive Health & Family Planning	14.78	9.04	14.30	21.11	15.46	9.79	4.89	2.87	6.43	15.93	18.55
Grand Total	44.18	62.37	82.59	99.98	131.84	123.55	172.38	228.81	262.91	263.89	231.27

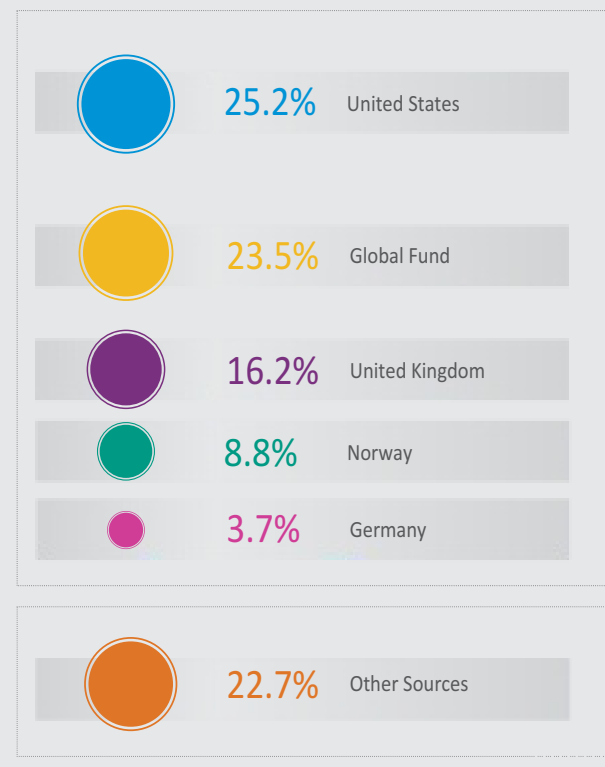
In the period 2009-2010 the total amount of US\$ Million **495.15** was disbursed from donors for implementation in **977** different transfers

HOW MUCH DONORS DISBURSED IN 2009-2010

Bilateral	Number of Disbursements	in Million constant 2009 US\$		Multilateral	Number of Disbursements	in Million constant 2009 US\$	
		Total				Total	
Australia	20	0.44		AfDF	2	9.85	
Austria	3	0.06		AFESD	-	-	
Belgium	10	8.32		AsDB Special Fund	-	-	
Canada	87	12.79		EU Institutions	17	5.31	
Denmark	8	5.16		GAVI	9	15.16	
Finland	6	0.96		Global Fund	8	116.22	
France	-	-		IDA	8	14.29	
Germany	81	18.45		IDB Special Fund	-	-	
Greece	-	-		OFID	-	-	
Ireland	32	5.14		UNAIDS	3	1.70	
Italy	14	1.64		UNDP	7	0.48	
Japan	30	5.87		UNFPA	42	13.96	
Korea	2	0.31		UNICEF	64	3.95	
Kuwait	-	-		UNPBF	-	-	
Luxembourg	1	0.32		UNRWA	-	-	
Netherlands	2	0.10		WFP	3	5.95	
New Zealand	-	-		TOTAL	163	186.87	
Norway	93	43.50					
Portugal	-	-					
Spain	11	0.35					
Sweden	12	0.06					
Switzerland	1	0.09					
United Arab Emirates	-	-					
United Kingdom	44	80.08					
United States of America	357	124.64					
TOTAL	814	308.28					

ACRONYMS: AFRO - WHO African Region; AMRO - WHO Region of the Americas; EMRO - WHO Eastern Mediterranean Region; EURO - WHO European Region; MDGs - Millennium Development Goals; SEARO - WHO South-East Asia Region; WPRO-WHO Western Pacific Region; AfDF - African Development Fund; AFESD - Arab Fund for Economic and Social Development; AsDB Special Funds - Asian Development Bank; EU Institutions - European Commission, European Community; GAVI - Global Alliance for Vaccines and Immunization; Global Fund - Global Fund to Fight AIDS, Tuberculosis and Malaria; IDA-International Development Association (World Bank); IDB Sp.Fund - Inter American Development Bank, Special Fund; OFID - OPEC Fund for International Development; UN - United Nations; UNAIDS - Joint United Nations Programme on HIV/AIDS; UNDP - United Nations Development Programme; UNFPA - United Nations Population Fund; UNICEF - United Nations Children's Fund; UNPBF - United Nations Peace building Fund; UNRWA - United Nations Relief and Works Agency; WFP - World Food Programme.

5 LARGEST SOURCES OF DISBURSEMENTS FOR HEALTH IN 2009-2010



7 largest SINGLE disbursements in 2009-2010

in Million constant US\$			
\$49.25m	2009	GLOBAL FUND	STD CONTROL INCLUDING HIV/AIDS
\$41.43m	2010	GLOBAL FUND	STD CONTROL INCLUDING HIV/AIDS
\$39.71m	2009	UNITED KINGDOM	STD CONTROL INCLUDING HIV/AIDS
\$13.61m	2010	UNITED KINGDOM	STD CONTROL INCLUDING HIV/AIDS
\$9.94m	2010	NORWAY	HEALTH POLICY & ADMIN. MANAGEMENT
\$9.91m	2010	IDA	STD CONTROL INCLUDING HIV/AIDS
\$8.76m	2009	NORWAY	HEALTH POLICY & ADMIN. MANAGEMENT

7
Largest Disbursements
in 2009-2010

970
Other Disbursements
in 2009-2010

SOURCE: This information was extracted on 13/02/2012 from the Creditor Reporting System (CRS) database maintained by the Organization for Economic Co-operation and Development (OECD), Statistics Department (<http://stats.oecd.org/Index.aspx>).

DEFINITIONS: CRS financial data presented here are commitments and disbursements. A commitment is a firm written obligation by a government official agency, backed by the appropriation or availability of the necessary funds, to provide resources of a specified amount under specified financial terms and conditions and for specified development purposes. A disbursement is the release of funds to, or the purchase of goods or services for, a recipient; by extension, the amount thus spent. Disbursements record the actual international transfer of financial resources, or of goods or services valued at the cost to the donor. It can take several years to disburse a commitment. Yearly commitments and disbursements are presented in constant 2009 US\$ to ensure comparability over years. ODA for health volumes are also presented in US\$ per capita per year and according to allocation (i.e. policy purpose). Policy purposes used here are based on the original CRS statistical purpose codes, but have been aggregated to reflect, as far as possible, global health development benchmarks (i.e. MDG6; Reproductive Health & Family Planning).